

## Navigating the USDA Organic Integrity Database: Your Essential Q&A Guide



### **Q: What is the Organic Integrity Database (OID)?**

**A:** The OID serves as the official U.S. Department of Agriculture (USDA) resource for verifying an operation's organic certification status. Think of it as the authoritative public record for certified organic entities.

### **Q: Has anything significant changed recently with the OID?**

**A:** Yes, a major update took place on March 19, 2024. As of this date, certifying agents are **mandated** to maintain up-to-date information within the OID. This includes ensuring current operational details are reflected, and crucially, any loss of certification (due to surrender, suspension, or revocation) must be updated by the certifying agent within 72 hours.

### **Q: What is the difference between an “Organic Certificate” and an “Annex”?**

**A:** Organic Certificates are issued directly from the USDA OID itself, serving as the primary proof of certification. Annexes (sometimes called addendums), are separate documents provided by the individual certifying agent. While each certifier handles annexes differently, the OID remains the *sole official source* for confirming an operation's certification status.

### **Q: Why might acreage information not be immediately current in the OID?**

**A:** Acreage details are typically updated only after an operation's fields have been officially confirmed as certified for the current growing season, usually following an inspection. Therefore, new acreage information may not appear instantly. However, product updates and scope information are mandatory and *should* accurately reflect the operation's current status. If you have questions about specific acreage, it's best to contact the certifying agent or the operation directly for clarification.

### **Q: Who is responsible for maintaining the information within the OID?**

**A:** While the USDA National Organic Program (NOP) hosts and manages the OID database, they do not directly supply the data. The data is provided by the certifying agents, who in turn receive it from the certified operations themselves.

## Performing an Advanced Search: Your Step-by-Step Guide

### Getting Started with Your OID Advanced Search:

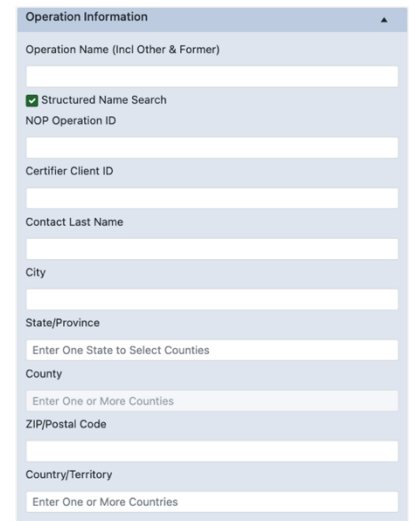
1. **Access the OID:** Begin by visiting the official USDA OID Website: <https://organic.ams.usda.gov/integrity>
2. **Select "Advanced Search":** On the right-hand side of the page, locate and click the "Advanced Search" option.



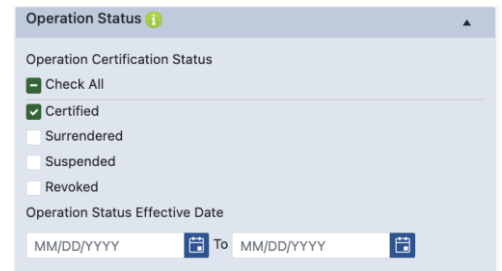
### Configuring Your Advanced Search Filters:

Once the Advanced Search page loads, you'll see various filter choices on the left. Here's how to set them up for an effective search:

3. **Program: Leave as is ("USDA NOP only").** Only adjust this if you are specifically looking for an exporter for import certificates; other programs listed are for import purposes and do *not* represent NOP-certified operations.
4. **Certifier: Leave blank.** Only fill this in if you want to see the operations certified by a particular agent.
5. **Operation Information: Skip for now.** We'll revisit this later if you need to narrow down by location or specific product

6. **Operation Status: Confirm only "Certified"** is checked (Note: "Surrendered," "Suspended," or "Revoked" statuses mean the operation is *not* currently certified and should only be included if you have a specific interest in those non-certified statuses.)

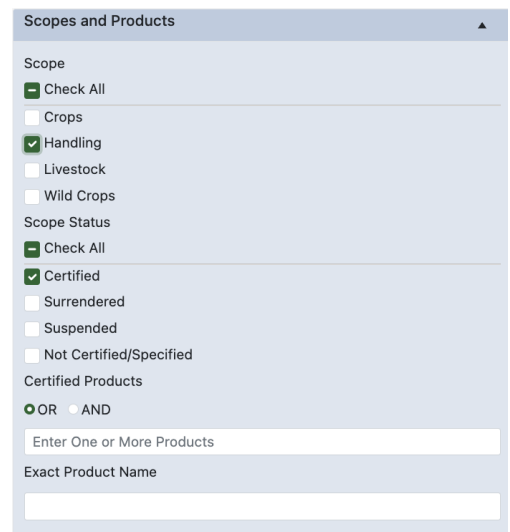


7. **Scopes and Products:**

**Uncheck "Check All."**

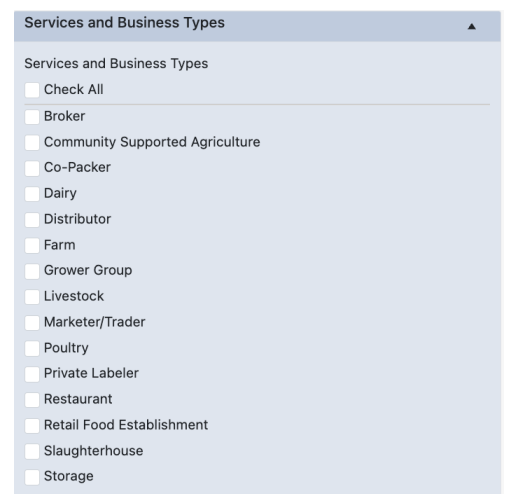
**Select relevant scopes:** Choose "Crop" and/or others like "Livestock," "Handler," or "Wild Crop" based on your search needs. You can select one or multiple.

**Scope Status:** Uncheck "Check All." Select "Certified."



8. **Services and Business Types (Optional):**

You can use these if desired; otherwise, leave them unselected. They will indicate "true" or "false" in your report.



## 9. Refining Your Search (Optional - Location & Product):

### Operation Information (Revisit):

You can now use this section to narrow your results by Country, State, or City.

### Certified Products (Under "Scopes and Products"):

Choose "Certified Products."

Keep "or" selected.

Type the commodity or product name.

**Important Note:** Product names can vary greatly between certifying agents and may have different spellings. For broader results, it's recommended to perform a more general search and then filter by product within the downloaded spreadsheet, rather than relying heavily on the OID's product search field.

## 10. Finalizing Your Search:

**Execute Search:** Scroll to the *top* or *bottom* of the page and click "Search."



**Export Results:** To download your results, click "export to excel" on the top right side of the page after your search is complete. The .xls file will appear in your "downloads" folder.



## Confirming an Operation's Certified Status

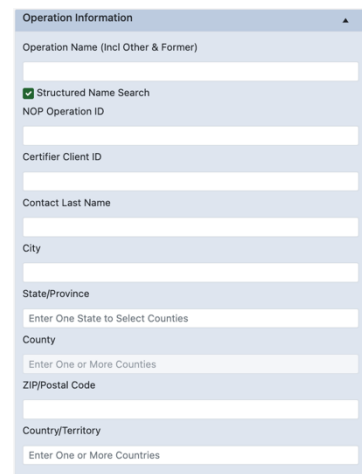
When using the OID to confirm an operation's certification:

1. **Access Advanced Search:** Follow the steps above to get to the Advanced Search page.

2. **Search by Operation Information:**

Use any relevant criteria under "Operation Information" (e.g., name, address). Be mindful of potential misspellings in the system or in your search query, as these can affect results.

Alternatively, you can search by Certificate Number (though this is less common).



3. **Expand Selection:**

This is where you may want to include "Suspended," "Surrendered," or "Revoked" operations.

Make sure you check the status in your search results! If the operation is suspended, surrendered, or revoked- **they are not certified!**

4. **Initiate Search:** Click "Search." Or "Reset" to run another query.



5. **Select the Operation:** From the search results (they will populate immediately in the table to the right of the search), click on the specific operation you wish to confirm (Operation column as shown in the image).

You may need to refine your search if you receive too many results.

Operation
"BREDUN" LP
"COOPERATIVA AGRARIA DE PRODUCTORES AGROPECUARIOS DE PEDREGAL" - "CAPAPE"
"COOPERATIVA DE PRODUCCION AGRICOLA BANACAMBIO COOPERATIVA DE PRODUCCION AGRICOLA BANACAMBIO COOPABANACAMBIO" COOPABANACAMBIO"
"GALLARCAS" SPR DE RI
"HALILOGUL LARI GRUP TEKSTIL INSAAT PETROL KIMYA GIDA OTOMOTIV NAKLIYE TARIM URUNLERI TAAHHUT SANAYI VE DIS TICARET LIMITED SIRKE
"Helianthus" LLC
"Peresvet" LLC
"Peresvet" LLC (Harori 1 Farm)
"Peresvet" LLC (Kirov Farm)
"Peresvet" LLC (Oct1 Farm)

6. **Operation Profile:**

**Verify Information:** Confirm that the "Operation Status" shows "Certified" and that the business name and address match the entity you are dealing with. Product details will be listed below the operation information. **You can "Export to PDF" to download a pdf of the operation's OID Profile for your records, if desired.**



7. **Print Certificate:** On the upper right-hand side of the operation's profile page, click "print certificate." The certificate will automatically download to your files. If it doesn't appear, check for pop-up blockers.



## What about the Certificate Annex?

The Certificate Annex (an optional supplementary document issued by certifying agents) is **not available through the OID**. You will need to obtain this directly from the operation you are purchasing from or by contacting their certifying agent. It's common for the operation itself to facilitate this request. Annexes may contain crucial details like specific product names, brand names, or specific product equivalence verification.